


Dong-Ah Geological Engineering Co., Ltd.

2018 3Q

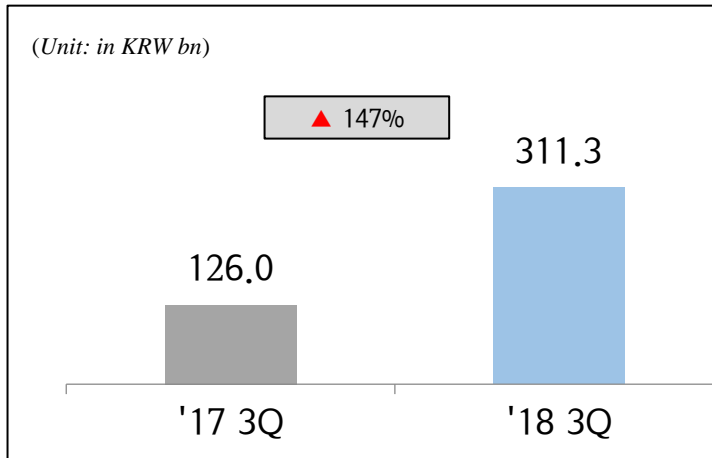




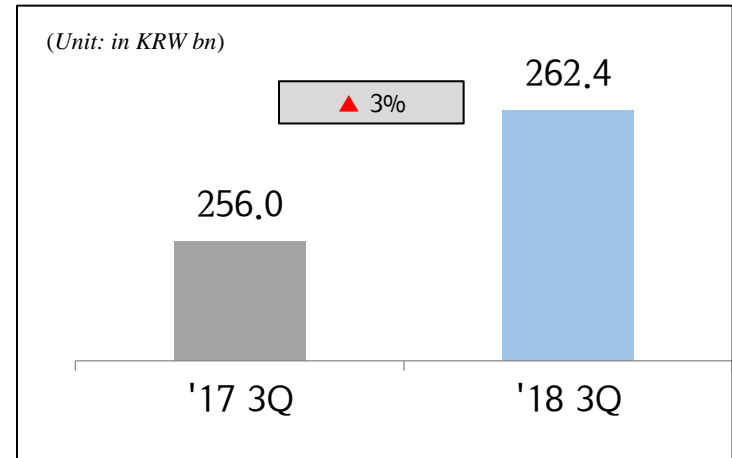
Contents

- 1 **2018 3Q RESULTS**
- 2 **NEW ORDERS & CONTRACTS BALANCE**
- 3 **FINANCIAL STATEMENTS**

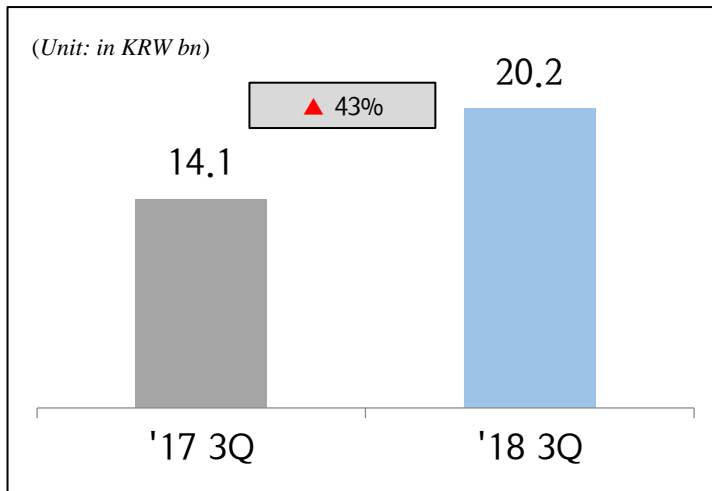
■ NEW ORDERS



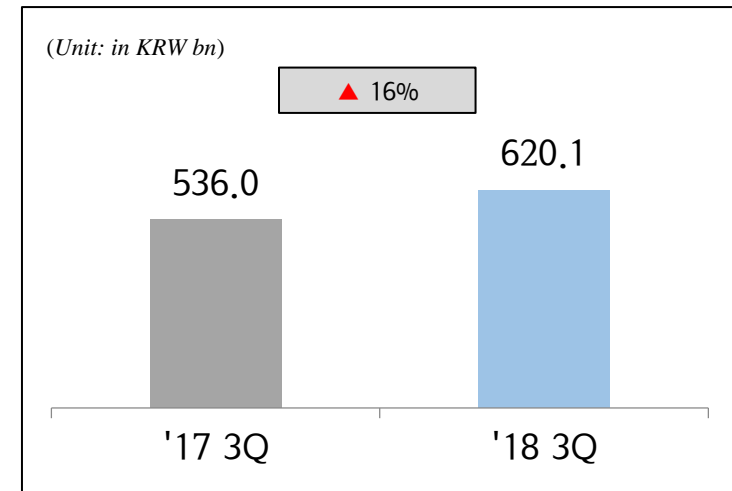
■ SALES



■ OPERATING PROFIT



■ CONTRACTS BALANCE



NEW ORDERS

(Unit: in KRW bn)

DIVISION	2016	2017	2018 3Q
DOMESTIC	263	244	191
OVERSEAS	260	(2)	120
TOTAL	523	242	311

CONTRACTS BALANCE

(Unit: in KRW bn)

DIVISION	2016	2017	2018 3Q
DOMESTIC	301	400	455
OVERSEAS	365	157	165
TOTAL	666	557	620

DIVISION	2016	2017	2018 3Q
TBM	(29)	92	116
Ground Improvement	310	39	147
Others	242	111	48
TOTAL	523	242	311

DIVISION	2016	2017	2018 3Q
TBM	144	156	196
Ground Improvement	258	116	167
Others	264	285	257
TOTAL	666	557	620

(Unit: in KRW bn, except per share)

ACCOUNT	2016	2017	2018 3Q
TOTAL ASSETS	298	257	284
CURRENT ASSETS	208	175	212
NON-CURRENT ASSETS	90	82	72
TOTAL LIABILITIES	149	101	111
CURRENT LIABILITIES	142	99	110
NON-CURRENT LIABILITIES	7	2	1
TOTAL EQUITY	149	156	173
SHARE CAPITAL	5.7	5.7	5.7
DEBT RATIO	100 %	65 %	65 %
SALES	323	340	262
OPERATING PROFIT	12.5	20.3	20.2
NET INCOME	11.4	17.1	16.0
EARNINGS PER SHARE	₩ 1,007	₩ 1,514	₩ 1,415

2020
Go together
Get Tomorrow

<http://www.dage.co.kr>

